

THE CHURCH OF JESUS CHRIST OF LATTER-DAY SAINTS
OFFICE OF THE FIRST PRESIDENCY
47 EAST SOUTH TEMPLE STREET, SALT LAKE CITY, UTAH 84150-1200

May 10, 2012

To: General Authorities and the following leaders in the United States and Canada: Area Seventies; Stake, District, and Mission Presidents; Bishops and Branch Presidents


Dear Brethren:


Safety in Church Activities


Stake presidencies and bishoprics are responsible to oversee the planning of Church-sponsored activities. When considering activities, leaders should use good judgment and only approve those with a minimal risk for injury or illness. Stake and ward council meetings provide opportunities to carefully plan activities and to discuss safety guidelines and safe practices.

Safety guidelines are included with this letter. Please ensure that these guidelines are carefully considered and implemented.

Sincerely yours,







The First Presidency

This letter, with attachment, is being translated and will be distributed to units identified as French and Spanish in the United States and Canada. Distribution in these languages will be complete within two weeks. If leaders need this letter in languages not listed above, they may contact the member of the Presidency of the Seventy who supervises the area. Area leaders can forward requests to Church headquarters (1-801-240-2933). 10317

REAFFIRMING SAFETY GUIDELINES FOR ACTIVITIES

Following are general guidelines for planning activities for members, especially children, youth, and young single adults. Additional guidelines and policies are found in chapter 13, “Activities,” of *Handbook 2: Administering the Church* and at safety.lds.org.

General Guidelines

1. Plan activities that are safe and have minimal risk of injury or illness. Activities that pose greater risk, such as white-water rafting or rock climbing, should not be undertaken unless led by trained or certified guides, or in conjunction with Scout-sponsored camps or High Adventure bases.
2. Activities should be appropriate for the participants’ ages and maturity. Instruct participants in safety practices unique to the activity before starting, and observe safety precautions at all times during the activity.
3. Be prepared for emergencies that may occur. Know in advance how to contact law enforcement and emergency services. Leaders who plan, conduct, and supervise activities should be knowledgeable about Church Activity Medical Assistance (CAMA) and insurance guidelines. For more details, see *Handbook 2* (13.6.9) or visit www.dmba.com/churchactivity.
4. Use the Parental or Guardian Permission and Medical Release form (33810) and the Activity Plan form (33809) for all out-of-area and overnight travel. These forms are available at LDS.org or through Church distribution.
5. Activities normally should not require long-distance travel. However, in the case of approved long-distance travel, use commercial transportation whenever feasible. Commercial transportation should be licensed and protected by liability insurance.
6. When using private passenger vehicles, instruct drivers in safe driving practices before each outing. Ensure that each vehicle is in safe operating condition and properly insured and that each person in the vehicle uses a seat belt. Each driver should be a licensed, responsible adult.
7. Ensure that at least two adult supervisors are present at every activity. For overnight activities involving young women, two or more Melchizedek Priesthood brethren should be present. The number of adult supervisors will vary depending on the type of activity and the maturity and number of participants.
8. Notify the bishop and stake president promptly if an accident, illness, or injury occurs on Church property or during a Church-sponsored activity. If the accident involves serious injury, notify the Risk Management Division at Church headquarters (telephone 1-801-240-4049 or 1-800-453-3860, extension 2-4049).

Guidelines for Scouting Activities

Scouting functions as part of the Church’s activity program for boys and young men. As such, all adult leaders who participate in Scouting activities should be registered with and have completed Youth Protection Training from the Boy Scouts of America (BSA) or Scouts Canada through their local councils.

For more information, see section 8.9 (“Safety”) in the *Scouting Handbook* at scouting.lds.org. Safety training is also available to Scouting leaders through local Scouting roundtables and other Scout-sponsored meetings.